

Focus Fireplaces



Beams,
Shelves and
Surrounds
for Stoves

9

Now including
Focuscast
Non-combustible
Beams and Surrounds



Non-combustible Beams and Surrounds

**YOU WON'T BELIEVE
IT'S NOT WOOD!**

Non-combustible beams and surrounds are cast from a fire-proof material. They are ideal for use when regulations state that the distance from a stove would be too close to use a timber beam.

“Unbelievably realistic...”

Pages 4 – 7



Solid Oak Beams and Shelves

The choice is immense.

Solid Oak beams are available in several different profiles and can be supplied at almost any length.



You can select the level of ageing of your beam and choose from a wide selection of finishes.



Shelves complete with Corbels

A selection of traditional shelves available in a wide choice of timber and finishes. All of these can be made to your specific sizes.



Pages 14 – 15

Pages 8 – 13

Contemporary Shelves



Whether it's a floating shelf above your stove or display shelves for books and family treasures – the wide choice of timbers and finishes will ensure you can create your ideal ambience. And we will make them exactly to the size you want!



Pages 16 – 17

Surrounds

On pages 18-21 you will discover an attractive choice of oak surrounds each made up from three solid timber beams.

These can be produced in a variety of textures and finishes.

The designs on pages 22-25 are supplied as one-piece surrounds.



Pages 18 – 25

Furniture

What could be more ideal than choosing some useful occasional furniture to match or complement your fireplace or beam.

Choose from TV units, tables, bookcases and log stores.



Page 26

Non-combustible Surrounds and Beams

Focuscast beams and surrounds are produced using a high-density mineral composite. They are so realistic it's almost impossible to tell them apart from real timber. Their fire-proof qualities allow them to be positioned closer to a stove than a timber beam.

There are three distinct ranges:

The **Character Range** is shown on these two pages

The **Smooth Range** overleaf has a more modern appearance

The **Tudor Range** beams on page 7 look very old

Focuscast Beamish in a Character Mid Oak Finish




Focuscast Beamish in a Character Pale Oak Finish

Focuscast Character Range

The Grantham and Beamish surrounds are supplied in 3 pieces allowing the legs to be positioned to match the fireplace opening.

Focuscast Great Beam in a Character Dark Oak Finish




Focuscast Great Beam in a Character Weathered Finish



WIDE RANGE OF SIZES

Great Beam


7½" x 5½"



AVAILABLE:
54"

Deep Beam

5½" x 5½"



AVAILABLE:
54" 51" 48" 42"

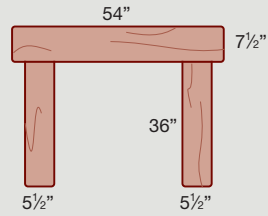
Standard Fascia Beam

5½" x 2¾"



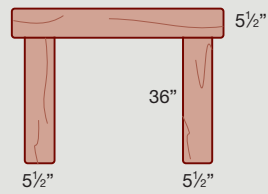
AVAILABLE:
54" 48" 42"

Grantham



AVAILABLE ONLY WITH:
54" TOP BEAM

Beamish



AVAILABLE WITH:
54" 51" 48" 42" TOP BEAM



Mid Oak



Pale Oak



Dark Oak




Weathered Oak

Focuscast Character Range

Focuscast Grantham in a Character Weathered Finish



Focuscast Deep Beam in a Character Weathered Finish



Focuscast Deep Beam in a Character Mid Oak Finish



Focuscast Deep Beam in a Character Pale Oak Finish



Focuscast Deep Beam in a Character Dark Oak Finish



Focuscast Smooth Range

The smooth beams and Barlby surround still maintain the beautiful appearance of solid timber but in a simpler, more modern style.

Focuscast Barlby in a Smooth Pale Oak Finish



Focuscast Deep Beam in a Smooth Weathered Finish




Focuscast Deep Beam in a Smooth Dark Oak Finish



Focuscast Deep Beam in a Smooth Mid Oak Finish



Focuscast Deep Beam in a Smooth Pale Oak Finish




The Barlby Surround is supplied in 3 pieces allowing the legs to be positioned to match the fireplace opening.



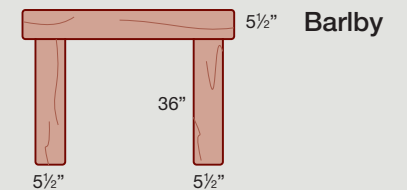
SIZES

Deep Beam

5½" x 5½"



AVAILABLE:
54" 51" 48" 42"



AVAILABLE WITH:
54" 51" 48" 42" TOP BEAM



Focuscast Large Fascia Beam in a Tudor Ebony Finish

Focuscast Deep Beam in a Tudor Dark Oak Finish




Focuscast Tudor Range

Two non-combustible beams that faithfully reproduce all the character of an old piece of timber.

SIZES

Deep
Beam
5½ x 4½"



AVAILABLE:
48" ONLY

Large
Fascia Beam
7½ x 2¾"



AVAILABLE:
51" ONLY



Focuscast Large Fascia Beam in a Tudor Weathered Finish



Focuscast Large Fascia Beam in a Tudor Mid Oak Finish



Focuscast Deep Beam in a Tudor Weathered Finish


How to select your Solid Oak Beam or Shelf

1 Select the PROFILE of Beam or Shelf that you require

Not available in Prime Timber

Great Beam


7½ x 5½"



Not available in Prime Timber


Deep Beam

5½ x 5½"



Prestige Beam

4¾ x 4¾"



Large Fascia Beam

7½ x 2¾"



Standard Fascia Beam

5½ x 2¾"



Mini Fascia Beam

3¾ x 2¾"



Fascia Panel


7 x 1¼"



Not available in Prime Timber

Great Shelf

5½ x 7½"



Large Shelf

2¾ x 7½"




Standard Shelf

2¾ x 5½"




Hollow Deep Beam

5½ x 5½"



Hollow Beam

7 x 4"



Large Hollow Beam

9 x 7"



Hollow Shelf

4 x 7"



2

Choose the LENGTH you would like – 42", 48" and 54" are standard sizes, but Beams and Shelves can be supplied at *any* length



+

CORBELS can be added either to your Beam...



...or Shelf



3 Make your choice of SURFACE TEXTURE and AGEING

Round Edge

Round edges
Smooth surface



Rustic

Nibbled edges
Smooth surface



Dressed

Heavily contoured
Smooth surface



Aged

Distressed edges
Textured surface



Extremely Aged

Distressed edges and faces
Textured surface



Ancient

Looks very old



Note: All beams (except Prime) feature knots, splits and shakes.

Prime

Prime timber is an option on all products except Great Beams, Great Shelves and Deep Beams. It is normally supplied with round edges.




4 Choose your COLOUR



Natural Waxed Oak



Light/Medium Oak



Medium Oak



Medium/Dark Oak



Ebony on Oak



Silvered Oak



Warm Antique

5 You can CUSTOMISE your Beam at no extra cost

Arched

Slow arches are available on Standard Fascia Beams, Large Fascia Beams and Fascia Panels



Pegs



Indents



Pegs or Indents add character to any beam

6 FIXING SYSTEMS for Deep Beams and Shelves



Easy-fix

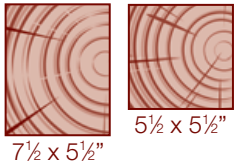
The Easy-fix system is a substantial bracket designed to simplify the fitting of the heavier beams and shelves. It comes supplied with plugs and screws.



If the Easy-fix system is not specified: we supply three M10 x 300mm threaded metal bars that screw into pre-drilled holes in the back of the beam. The wall should then be drilled with 12mm holes to accept these bars. You will need to provide your own additional adhesives.



Nothing can be easier than an Easy-fix!!
Once the beam is in place, it is easily secured from underneath with a few turns of the Allen Key.



Great Beam and Deep Beam

These two Beams are not available in Prime Timber

Great Beams and Deep Beams are cut from the heart of the oak log and therefore reveal lots of character including knots, splits and shakes. Every beam is unique. Skilful workmanship further enhances the beam with progressive levels of ageing (Round Edge, Rustic, Dressed, Aged, Extremely Aged or even Ancient). Each beam is then beautifully finished with your choice of colour.

For a Prime Beam of similar size, the Prestige Beams on page 13 are ideal.



Deep Beam: Aged Oak in a Medium Finish



Great Beam
Aged Oak in a Medium Finish

Deep Beam with Corbels: Rustic Oak in a Light/Medium Finish



Deep Beam
Extremely Aged Oak in a Light/Medium Finish with Sculpting



Deep Beam
Ancient Oak in a Light/Medium Finish



Deep Beam
Ancient Oak in a Medium/Dark Finish



Deep Beam
Dressed Oak in a Natural Waxed Finish



Large Fascia Beam

7 1/2 x 2 3/4"

Both Large and Standard Fascia Beams can be made in all our different options. These include Prime, Round Edge, Rustic, Dressed, Aged, Extremely Aged and Ancient Oak. All these Beams are produced using Kiln-dried timber which is subject to far less movement.

Standard Fascia Beam



5 1/2 x 2 3/4"



Large Fascia Beam
Prime Oak in a Natural Waxed Finish



Large Fascia Beam
Rustic Oak in Light/Medium Finish with Arch



Large Fascia Beam
Dressed Oak in a Medium Finish



Large Fascia Beam
Aged Oak in a Natural Waxed Finish with Indents



Large Fascia Beam
Aged Oak in Warm Antique Finish



Large Fascia Beam
Ancient Oak in a Light/Medium Finish



Standard Fascia Beam
Rustic Oak in a Silvered Finish



Standard Fascia Beam
Aged Oak in a Light/Medium Finish with Pegs



Standard Fascia Beam
Extremely Aged Oak in a Medium/Dark Finish



Standard Fascia Beam
Extremely Aged Oak in Warm Antique Finish



Standard Fascia Beam with Corbels
Rustic Oak in a Medium Finish

Mini Fascia Beams, Fascia Panels and Floating Shelves can be made in all our different options. These include Prime, Round Edge, Rustic, Dressed, Aged, Extremely Aged and Ancient Oak. All these Beams are produced using Kiln-dried timber which is subject to less movement.



Mini Fascia Beam

3 3/4 x 2 3/4"



Mini Fascia Beam
Rustic Oak in a Medium Finish



Mini Fascia Beam
Aged Oak in a Medium/Dark Finish




Fascia Panel

7 x 1 1/4"



Fascia Panel
Prime Oak in a Light/Medium Finish



Fascia Panel
Rustic Oak in an Ebony Finish

FIXING SYSTEMS for Fascia Beams and Panels



Fascia Beams and Fascia Panels are supplied with two metal plate keyholes inserted in the back. These come complete with plugs and screws.



Alternatively there is an Easy-fix system designed for Hollow Beams and Fascia Beams. (This is more convenient but not essential).

We recommend the additional use of grab adhesive.




Hollow Deep Beam: Prime Oak in a Natural Waxed Finish with Lights


Lights can be installed in all Hollow Beams that are 48" or longer



5 1/2 x 5 1/2"



7 x 4"



9 x 7"

Hollow Beam

Hollow Beams are fabricated to give the appearance of a Solid Beam. Their lighter construction is ideal where weight is an issue. They can be made to any size. Hollow Beams are not available as Dressed, Extremely Aged or Ancient Oak.



Hollow Deep Beam
Prime Oak in a Natural Waxed Finish




Hollow Beam
Aged Oak in a Light/Medium Finish



Large Hollow Beam
Prime Oak in a Natural Waxed Finish



2 3/4 x 7 1/2"



2 3/4 x 5 1/2"

Large and Standard Shelves



*Standard Shelf
Prime Oak in a Natural Waxed Finish*



*Standard Shelf
Rustic Oak in a Medium Finish*




*Standard Shelf
Aged Oak in a Light/Medium Finish*



*Standard Shelf
Extremely Aged Oak in a Medium/Dark Finish*

All the Floating Shelves above can be combined with a set of Corbels.

Standard Shelf: Rustic Oak in a Medium Finish



4 3/4 x 4 3/4"

Prestige Beam

Prestige Beam: Light Oak Finish



Prestige Beam: Light/Medium Finish with Corbels


The Prestige Beam has been introduced for those wanting a larger beam with a Prime Oak appearance. The beams are laminated and these laminations are visible at the ends.

Available with an Easy-fix System.

Matching Prime Corbels are available in laminated Oak.

Any length of beam up to 1500mm (59").

Full colour range from Light Oak through to Dark Oak.



Shelves complete with Corbels

These attractive shelves will enhance any stove installation. They can be ordered in a wide variety of timbers and finishes and as every one is hand-made; they can be manufactured to your specific size.



Classical Shelf: Waxed Oak



Edinburgh Shelf: Rustic Oak in a Light/Medium Finish



Traditional Shelf: Waxed Oak



Aberdeen Shelf: Antique White Finish

Morpeth Shelf: Light/Medium Oak



Standard Shelf with Corbels: Rustic Oak in a Medium Finish





Long Corbel Shelf: Antique White Finish



Matlock Shelf and Matlock Mirror: Light Oak with Walnut Detail



Vyner Shelf: Light/Medium Oak

Corby Shelf: Antique White with Prime Oak Mantel in a Natural Waxed Finish

Plain Corbel Shelf: Standard Waxed Pine



Contemporary Shelves

A floating shelf above your stove can be an attractive alternative to a timber beam and create a more contemporary appearance.

This could be a design like the Canterbury or Mallaig Shelf in Solid Oak or one of the others shown here that are fabricated using high-quality veneers or painted MDF.

We would recommend using our standard shelf (5½" deep) positioned 6" or more above the opening to provide the necessary clearances.

Standard Shelf in a White Finish



Canterbury Shelf: Waxed Oak

What's exciting is that matching shelves can also be made either to fit in the alcoves at each side of your chimney breast or to create a stunning feature on your wall.

The front edge of the shelves are normally 70mm high and we can quote on any length and depth so please feel free to use your imagination.

Mallaig Shelf: Light/Medium Oak





Standard Shelf in a Walnut Finish



Alcove Shelves in Antique White Finish



Alcove Shelves in Zebrano Finish

Floating shelves are fixed using our famous Easy-Fix system and we have a clever way of installing alcove shelves without using battens.

Standard Shelves in a Light Oak Finish



Standard Shelves in a Walnut Finish



Beautiful Steel Beam Covers

Create a superb ambience in your room with our authentic timber beams.

They are ideal where a steel beam needs to be covered as they can be made to almost any length and dimension and finished to match your fireplace.

Wall and ceiling spars and dado rails further enhance the overall effect.

The room set features a Beam Cover and Spars in Rustic Oak in a Light/Medium Finish with a Beamish Surround, Beamish Mirror and a Hollow Beam Side Table to match.




Steel Beam Cover: Aged Oak in a Silvered Finish



Steel Beam Cover: Prime Oak in a Natural Waxed Finish



- A. Steel Beam Cover and Spars: Rustic Oak in a Light/Medium Finish
- B. Beamish Surround: Rustic Oak in a Light/Medium Finish
- C. Beamish Mirror: Rustic Oak in a Light/Medium Finish
- D. Hollow Beam Side Table: Rustic Oak in a Light/Medium Finish
- E. Metal and Wood Log Store
- F. Justine Bookcase: Waxed Oak





Surrounds for Stoves

Gatsby

The Gatsby surround is produced from solid air-dried European Oak, cut from the heart of the log and features natural knots, splits and shakes.



The Gatsby is supplied in three pieces. Metal keyhole plates are inserted in the backs of the legs and mantel.

	METRIC	IMPERIAL
Mantel	1371	54
Mantel Depth	140	5½
Surround Height	1104	43½
Opening Height	915	36
Opening Width	915	36
Width at Base	1270	50
Rebate	0	0

Special sizes?

No Problem! Most of the surrounds in this brochure can be made to measure.



- A. Gatsby Surround: Aged Oak in a Medium Finish
- B. Steel Beam Cover in a Medium Finish
- C. Spars and Corbels in a Medium Finish
- D. Bookcase: Aged Oak in a Medium/Dark Finish
- E. Coffee Table: Aged Oak in a Medium Finish
- F. TV Unit with Log Store: Rustic Oak in a Light/Medium Finish

Please Note: All the surrounds in this brochure can be made TALLER to suit individual stove clearance requirements.

Surrounds for Stoves

Beamish



Beamish: Rustic Oak in a Light/Medium Finish



*Beamish: Aged Oak in a Medium Finish
Beamish Mirror: Aged Oak in a Medium Finish*

Special sizes?

No Problem! Most of the surrounds in this brochure can be made to measure.



The dimensions of the Barlby and Beamish are almost the same, however the Barlby has shallower legs which gives slightly more overhang on the mantel.

	METRIC	IMPERIAL
Mantel	1295	51
Mantel Depth	140	5½
Surround Height	1054	41½
Opening Height	915	36
Opening Width	915	36
Width at Base	1193	47
Rebate	0	0

SIZES (MM)	WIDTH	HEIGHT
Beamish Mirror	1168	730

Barlby

Barlby: Rustic Oak in a Light/Medium Finish



The Beamish, Barlby and Bentley are supplied in three pieces. Metal keyhole plates are inserted in the backs of the legs and mantel.



Bentley



Bentley: Extremely Aged Oak in a Medium Finish

	METRIC	IMPERIAL
Mantel	1320	52
Mantel Depth	70	2¾
Surround Height	1105	43½
Opening Height	915	36
Opening Width	915	36
Width at Base	1270	50
Rebate	0	0



*Sutton with matching Mirror and Hollow Beam Side Table
Aged Oak in a Medium/Dark Finish*

Sutton

*The designs on pages 22 to 25 are
supplied as one-piece surrounds.*

	METRIC	IMPERIAL
Mantel	1220	48
Mantel Depth	135	5 ³ / ₈
Surround Height	1080	42 1/2
Opening Height	889	35
Opening Width	889	35
Width at Base	1220	48
Rebate	0	0



*Woodstock with matching Beam Mirror
Aged Oak in a Light/Medium Finish*

Woodstock

	METRIC	IMPERIAL
Mantel	1270	50
Mantel Depth	190	7 1/2
Surround Height	1124	44 1/4
Opening Height	889	35
Opening Width	889	35
Width at Base	1181	46 1/2
Rebate	0	0

Woodfield: Aged Oak in a Medium/Dark Finish

Woodfield



Surrounds for Stoves

Barkston

	METRIC	IMPERIAL
Mantel	1320	52
Mantel Depth	127	5
Surround Height	1085	42 ³ / ₄
Opening Height	915	36
Opening Width	915	36
Width at Base	1168	46
Rebate	0	0



Barkston: Extremely Aged Oak in a Light/Medium Finish

Chelmsford




Chelmsford: Rustic Oak in a Light-Light/Medium Finish

The Chelmsford and Chatham are substantial surrounds produced from four pieces of Kiln-dried Oak. These designs can easily be made to your specific dimensions.

	METRIC	IMPERIAL
Mantel	1370	54
Mantel Depth	160	6 ¹ / ₄
Surround Height	1162	45 ³ / ₄
Opening Height	915	36
Opening Width	915	36
Width at Base	1270	50
Rebate	0	0

Chatham



Cropton



Cropton: Rich Oak

	METRIC	IMPERIAL
Mantel	1422	56
Mantel Depth	228	9
Surround Height	1187	46 ³ / ₄
Opening Height	915	36
Opening Width	915	36
Width at Base	1257	49 ¹ / ₂
Rebate	28	1 ¹ / ₈
Removable To	76	3

Gainsborough

	METRIC	IMPERIAL
Mantel	1397	55
Mantel Depth	197	7 ³ / ₄
Surround Height	1150	45 ¹ / ₄
Opening Height	915	36
Opening Width	915	36
Width at Base	1258	49 ¹ / ₂
Rebate	28	1 ¹ / ₈
Removable To	76	3



Gainsborough: Brushed Oak in a Golden Finish

Steel Plates

An ideal way to complement a surround and to stylishly finish the front edge of a stove chamber.

The plates are available in three different designs as illustrated and are ideally suited to a 36" x 36" fire surround opening.

However, with an overall plate size of 40" by 40" (1017mm x 1017mm) and a frieze size of 33" (838mm) high x 30" (726mm) wide, a large number of options are possible.

The plate opening is 32" (812mm) high and 28" (712mm) wide.

Sphinx



Studded






Leicester: Soft Cream Finish

Leicester

	METRIC	IMPERIAL
Mantel	1270	50
Mantel Depth	110	4¼
Surround Height	1130	44½
Opening Height	915	36
Opening Width	889	35
Width at Base	1182	46½
Rebate	0	0

Two attractive surrounds that can be made to match the size of your fireplace opening.

Sphere



Painted Surrounds for Stoves

	METRIC	IMPERIAL
Mantel	1320	52
Mantel Depth	127	5
Surround Height	1150	45¾
Opening Height	915	36
Opening Width	889	35
Width at Base	1220	48
Rebate	0	0

Lichfield

Lichfield: Antique White Finish



Complete the look with furniture to match your Beam



1. TV Unit with Log Store: Rustic Oak in a Light/Medium Finish



4. Log Cabinet:
Steel Grey with Light Oak



6. Bookcase: Aged Oak in a Medium/Dark Finish



2. Coffee Table: Aged Oak in a Medium Finish

	WIDTH	DEPTH	HEIGHT
1.	1220	355	610
2.	1000	500	450
3.	970	470	450
4.	410	285	1080
5.	495	495	450
6.	810	305	1225
7.	1220	610	455
8.	600	540	455
9.	400	350	360



8. Hollow Beam Side Table:
Rustic Oak in a Medium Finish



3. TV Unit: Prime Oak in a Natural Waxed Finish



5. Side Table:
Aged Oak in a Medium Finish



7. Solid Beam Coffee Table: Aged Oak in a Medium/Dark Finish (very heavy)



9. Log Box:
Oak in a Light/Medium Finish

Furniture

What could be more ideal than choosing some occasional furniture that matches your fireplace or beam?

All the pieces can be made to your individual requirements.

Timber Beams and Shelves Dimensions and Finishes

		Dimensions (Imperial in Black, Metric in Red)			Timber and Finishes									
Page	Beams	Length	Front Size	Top Size	Prime Oak	Rustic Oak & Round Edge	Dressed Oak	Aged Oak	Extremely Aged Oak	Ancient Oak	Waxed Pine	Painted	Veneered	
10	Great Beam	<i>Any length up to 3m</i>	7½ 190	5½ 140		●	●	●	●	●				
10	Deep Beam	<i>Any length up to 3m</i>	5½ 140	5½ 140		●	●	●	●	●				
11	Large Fascia Beam	<i>Any length up to 3m</i>	7½ 190	2¾ 70	●	●	●	●	●	●				
11	Standard Fascia Beam	<i>Any length up to 3m</i>	5½ 140	2¾ 70	●	●	●	●	●	●				
12	Mini Fascia Beam	<i>Any length up to 3m</i>	3¾ 95	2¾ 70	●	●	●	●	●	●				
12	Fascia Panel	<i>Any length up to 3m</i>	7 178	1¼ 30	●	●		●						
12	Hollow Deep Beam	<i>Any length up to 3m</i>	5½ 140	5½ 140	●	●		●						
12	Hollow Beam	<i>Any length up to 3m</i>	7 178	4 102	●	●		●						
12	Large Hollow Beam	<i>Any length up to 3m</i>	9 228	7 178	●	●		●						
13	Prestige Beam	<i>Any length up to 1500mm</i>	4¾ 120	4¾ 120	●									
Page	Beams with Corbels	Mantel Size	Overall Height	Width between Corbels										
--	Great Beam with Corbels	<i>Any length up to 3m</i>	18 457	<i>Adjustable</i>		●	●	●	●	●				
10	Deep Beam with Corbels	<i>Any length up to 3m</i>	16 406	<i>Adjustable</i>		●	●	●	●	●				
11	Std Fascia Beam with Corbels	<i>Any length up to 3m</i>	16 406	<i>Adjustable</i>	●	●	●	●	●					
Page	Oak Floating Shelves	Length	Front Size	Top Size										
--	Great Shelf	<i>Any length up to 3m</i>	5½ 140	7½ 190		●	●	●	●	●				
13	Large Shelf	<i>Any length up to 3m</i>	2¾ 70	7½ 190	●	●	●	●	●					
13	Standard Shelf	<i>Any length up to 3m</i>	2¾ 70	5½ 140	●	●	●	●	●					
--	Hollow Shelf	<i>Any length up to 3m</i>	4 102	7 178	●	●		●						
Page	Shelves	Mantel Size	Overall Height	Width between Corbels										
14	Edinburgh Shelf	52 x 5½ 1320 x 140	– –	<i>Not Applicable</i>		●		●	●					
14	Aberdeen Shelf	52 x 5½ 1320 x 140	– –	<i>Not Applicable</i>	●							●		
14	Morpeth Shelf	48 x 3½ 1220 x 89	4¼ 108	<i>Not Applicable</i>	●							●		
14	Classical Shelf	54 x 7½ 1370 x 190	11¾ 298	39 990	●						●			
14	Traditional Shelf	54 x 7½ 1370 x 190	9⅞ 250	39 990	●						●			
14	Shelf with Corbels	<i>Any length up to 3m</i>	13¼ 336	<i>Adjustable</i>		●	●	●	●					
15	Long Corbel Shelf	51 x 7 1295 x 178	14 355	36 915	●						●	●		
15	Vyner Shelf	54 x 7 1370 x 178	9½ 240	36 915	●						●	●		
15	Plain Corbel Shelf	51 x 7 1295 x 178	11 280	38 965	●						●	●		
15	Matlock Shelf	47 x 7 1193 x 178	8¾ 222	<i>Not Applicable</i>	●									
15	Corby Shelf	51 x 7 1295 x 178	11 280	38 965										
<i>Available in a wide combination of finishes.</i>														
Page	Contemporary Shelves	Length	Front Size	Top Size										
16	Canterbury Shelf	47¼ 1200	3½ 89	5½ 140	●							●		
16	Mallaig Shelf	47¼ 1200	4¼ 108	5½ 140	●									
17	Large Shelf	<i>Any length up to 2.4m</i>	2¾ 70	7½ 190								●	●	
17	Standard Shelf	<i>Any length up to 2.4m</i>	2¾ 70	5½ 140								●	●	
17	Alcove Shelf	<i>Any length up to 2.4m</i>	2¾ 70	<i>Any size</i>	●							●	●	
Page	Accessories	Height	Width											
17	Matlock Mirror	28 711	38 965	<i>Not Applicable</i>	●									
22	Beam Mirror	31½ 800	41½ 1053	<i>Not Applicable</i>	●	●		●	●					
20	Beamish Mirror	28¾ 730	46 1168	<i>Not Applicable</i>		●	●	●						

Great Beams and Deep Beams in 'Rustic', 'Dressed', 'Aged', 'Extremely Aged' and 'Ancient' textures are produced from solid, air-dried European Oak; cut from the heart of the log. They feature natural knots, splits and shakes.

Fascia Beams and Panels and Shelves are produced from kiln-dried European Oak and also may feature some natural knots, splits and shakes.

Hollow Beams and Shelves and also Steel Beam Covers are fabricated from 21mm kiln-dried oak. Thus they can be made to any size and are much lighter in weight than a corresponding solid beam. Other beams, surrounds and shelves in the brochure are manufactured from first quality kiln-dried timber.

Timber being a natural product, is subject to a degree of movement under extreme conditions. Whilst we would expect very few problems we cannot guarantee its performance. Painted shelves and surrounds are manufactured from high quality MDF.

We offer a made-to-measure service on most of the products within this brochure. Beams can be cut to any length up to 3 metres.





We love a challenge!

Customers frequently ask for variations from our wide range of products.

We're always keen to oblige.

Here's some recent ideas...

- *Grantham Surround: Solid Oak in an Ebony Finish*
- *Deep Beam Wall Shelving in Light Oak*
- *Large Fascia Beam: Solid Oak in an Oiled Finish*
- *Our new Log Cabinets*



Focus Fireplaces Limited

Unit 27, The Bull Commercial Centre,
Stockton-on-Forest, York YO32 9LE.

Tel: 01904 400109, 01904 400545

Fax: 01904 400521

email: sales@focusfireplaces.co.uk

www.focusfireplaces.co.uk

These products are continually updated and improved. We reserve the right to alter designs, dimensions and specifications of product without notice.

All sizes are approximate. Brochure colours may vary from the actual product due to printing processes and the variations in finishing.